



Research Article

EVALUATING CONSUMER TRUST USING TOPSIS AND VIKOR METHODS IN CLOUD ANALYST TOOL

Shanmukha Satya Narayana M* and Venkateswara Reddy L

Department of Information Technology, Sree Vidyanikethan Engineering College, Tirupati, AP, India-517102

ARTICLE INFO

Article History:

Received 12th March, 2018
Received in revised form 24th
April, 2018 Accepted 5th May, 2018
Published online 28th June, 2018

Key words:

Cloud computing, Trustworthiness, Trust evaluation system, SLA, Quality of Service (QoS) parameters.

ABSTRACT

Cloud Computing is most interesting research area and find new enhancements in the trust of consumer on the cloud data. At show, there is no trust assessment framework that enables CCs to assess the dependability of CSPs based on their adherence to the SLA i.e., Cloud computing has been joined in relatively every overlap of client's present reality. As all the more difficult turns into the universe of an asset buyer, so does the plenty of various cloud merchants. Each merchant attempts to auction their administrations with various attractions. Some of them are free, some as pay-as-you-go administrations and some at contract structures. With such a significant number of decisions accessible to an irregular client, settling on the correct decision about the sort of seller is a pivotal choice. We exhibit in this paper novel techniques for cloud benefit determination. The strategy gets from the conventional choice strategies with accentuation on client criteria weights. In born correlations have been directed among the different techniques to help in dissecting and finishing specialist design for choice of the best specialist organization among the battling cloud merchants.

Copyright©2018 Shanmukha Satya Narayana M and Venkateswara Reddy L. This is an open access article distributed under the Creative Commons Attribution License, which permits unrestricted use, distribution, and reproduction in any medium, provided the original work is properly cited.

INTRODUCTION

There are some techniques done on many Multi Criteria Decision Making methods like TOPSIS, ELECTRE, VIKOR and AHP etc. for user to make the trusted requirements, although these have many works using this methods, it is very confuse and tough to understand that all are timely tested and reliable in several situations. In most of those methods are implemented to include a synthetic data with the dataset of past values. In this paper we concentrate on the instance based outcomes of the cloud service providers. To implement, we choose the most likely methods – TOPSIS and VIKOR for the service i.e., Infrastructure as a Service (IaaS) clouds is selected. There are two steps involved in these initially we divide inputs in two directions one by altering and taking the functional requirements and other the weights are assigned. All these are implemented by using the Cloud Analyst simulation tool.

Existing System

In the existing system it has been proved the reliability and tested with several changes. This model may work or is being continued in the research. In other conditions, an existing system introduces with the set of drawbacks and problems. Hence here we have a some thesis of improving and make the run system better.

**Corresponding author: Shanmukha Satya Narayana M*
Department of Information Technology, Sree
Vidyanikethan Engineering College, Tirupati, AP, India-
517102

For the structure of the project, the existing systems have the three modules. As the whole model is based on cloud computing, finally we say that it has two main ways – Cloud Service Providers (CSPs) and Cloud Users (CUs). Visually Cloud Service Provider manages cloud services like hosting, service setup, storage, application setup etc. the other way which the cloud user is who take those services by paying or at free of cost. Present the mediator between these two makes a broker in the middle i.e., third party services such as Amazon, Google, IBM etc. The merchant is basically an outsider, which manages collection - uniting all the required administrations of the client under one standard, de-duplication - by exculsion of excess information accessible in the cloud information sets and security - by giving a confided in condition to clients to transfer their applications.

The dealers themselves are subjected to confide in assessment as they are outsider and have their own particular pick up as essential goal. Some Service Level Assertion arrangements are likewise done by agents by drawing up an agreement with both the gatherings. The current framework that utilizes representatives for every such action is additionally stretched out for the standard administration choice issue. The cloud benefit choice issue is a multi criteria issue with numerous decisions. Subsequently it is done in numerous layers. While the representative approaches amassing the measurements from the cloud specialist co-ops, the informational index winds up immense in nature. From that point the specialists applies any of the different criteria choice displaying strategies like TOPSIS, VIKOR, AHP and so forth to through its product and

sift through the best cloud administrations. This framework considers information measurements gathered over a period of time as entirety. From that point the choice displaying is connected to the whole informational index and result is created. This framework requires upkeep of tremendous database which holds the criteria measurements. The averaging of the weighted criteria technique actualized is essentially exceptionally broad in nature. It has a credit of advantages and disadvantages.

MCDM Model

When with regards to the cloud benefit choice issue, we manage different merchants with numerous administrations and fluctuated client preferences. Thus they consequently fall into the MCDM class. Likewise with any MCDM problem, we can have various methodologies like MAUT strategies, AHP, French Outranking techniques and Russian ordinal methods. Every method has its solid and feeble territories. While a few strategies function admirably with little informational collection, some are exceptionally compelling with large data sets like that of a cloud specialist organization. If we somehow happened to take a non specific case of cloud benefits alongside the client needed criteria, at that point with the incorporation of client inclination the issue of cloud benefit choice turns out to be exceptionally difficult.

Additionally another essential factor is the thought of these viewpoints both continuously and furthermore past performance. At the point when a correlation is made between mists, it is very liked to have a trust consider constructed the choice. This factor can be gotten by watching the execution of the said criteria over some stretch of time and not in an instant. For doing this, we need to small scale compute the best cloud benefits in parts i.e., one example of a period. This strategy keeps the determination more precise in contrast with the choice from the normal informational index esteems.

To summarize, regardless of numerous MCDM techniques connected to cloud benefit choice, the consistently changing nature of mists and their nature of administration criteria with time has not been fused adequately. Subsequently the current methodologies are definitely not totally precise in deciding the best specialist organization. This paper thinks about the diverse parts of time in past and exhibit. While MCDM techniques are the most appropriate to deal with multi criteria problems, they themselves are wasteful in giving ongoing responses to client prerequisite. Tests done to approve our technique and result are a wise, creative and pragmatic method for getting the cloud determination from client perspective.

Proposed Model

The proposed model shows straightforward as far as the segments included. To begin with we have the figuring condition with various cloud Datacenters. These can be considered as either cloud specialist organizations or cases of CSPs. These are recreated as an IaaS with center registering characteristics. They are in charge of distributing their administrations and individual standards. This administration related data is put away in a database for additionally utilize. Next we have the client aggregate who brings likely to work out by determining which criteria of the administration are of significance to them. This can be acknowledged with either relegating weights with difference technique or by fluffy weights by asking the client his/her level of significance of

every paradigm in connection to other. In the middle of these 2 classes we have the principle chief - the agent who is in charge of utilizing the basic leadership calculation to get us the best administration as the outcome. Conventional strategies include basic idea of taking a flat out normal of all criteria esteems and applying MCDM to it, anyway extremely acknowledged, this strategy isn't free of blemishes when managing a colossal informational collection of criteria esteems over an impressively significant lot. Any Cloud supplier can change with its administrations over some undefined time frame. We may have a confided in cloud server to perform inadequately in the ongoing past or the other way around. With a specific end goal to get the most unprejudiced measure of the considerable number of criteria, it is basic to give more weight age to the ongoing past. We can burrow further and ascertain the best supplier on quarter hourly or hourly premise, anyway with the enormous measure of information delivered, and referring to no real changes like the share trading system, consistent schedule is sufficiently adequate. Once the subtle elements of the CSPs are gotten, the clients are requested to say something the criteria according to their need. From that point any of the MCDM calculations specified underneath are connected to get the best administration for day by day set of qualities. For this examination we have picked 2 MCDM calculations-TOPSIS and VIKOR. The two have demonstrated their proficiency and worth in the territory of multi criteria basic leadership.

Advantages of Proposed System

- The drawback of typical weighted normal technique for being delicate to outrageous qualities, is overwhelmed by computing case based midpoints as opposed to normal of the entire framework. Particularly when prompting flow of cloud, we go over outrageous qualities which when found the middle value of in general can give a conflicting worth.
- Not at all like typical normal technique this proposed strategy is most appropriate for time arrangement sort of information. The idea of time arrangement information comes into picture where there is assorted variety and unpredictability is included. This kind of information which is natural to the cloud stage, is most appropriate to be computed occasion based instead of as a package.
- The proposed strategy works not withstanding when all qualities are not similarly essential. Particularly with regards to mists, we have measurements of criteria running over a wide region. Thus not all are similarly imperative. The criteria have their significance set apart by the client given weight. Contingent upon client inclination, the weights are relegated to the measurements. Subsequently the proposed technique is most suited for unequal informational collections.
- Proposed technique works quicker in contrast with the current strategy as the normal is computed on a littler example of information and collected.

Architecture

The engineering of this choice model is straightforward regarding the segments required as in Figure1. To begin with we have the registering condition with various cloud Datacenters. These can be considered as either cloud specialist organizations or cases of CSPs. These are mimicked as an IaaS with center registering characteristics. They are in charge of

distributing their administrations and individual standards. This administration related data is put away in a database for additionally utilize. Next we have the client bunch that brings likely to work out by indicating which a criterion of the administration is of significance to them. This can be figured it out with either doling out weights with change strategy or by fluffy weights by asking the client his/her level of significance of every basis in connection to other. In the middle of these 2 classes we have the primary leader – the agent who is in charge of utilizing the basic leadership calculation to get us the best administration as the outcome. Customary strategies include straightforward idea of taking an outright normal of all criteria esteems and applying MCDM to it, anyway extremely acknowledged, this technique isn't free of blemishes when managing a tremendous dataset of criteria esteems over a extensively significant lot. Any Cloud supplier can change with its administrations over some stretch of time. We may have a confided in cloud server to perform in effectively in the ongoing past or the other way around. With a specific end goal to get the most impartial measure of the considerable number of criteria, it is basic to give more weightage to the ongoing past.

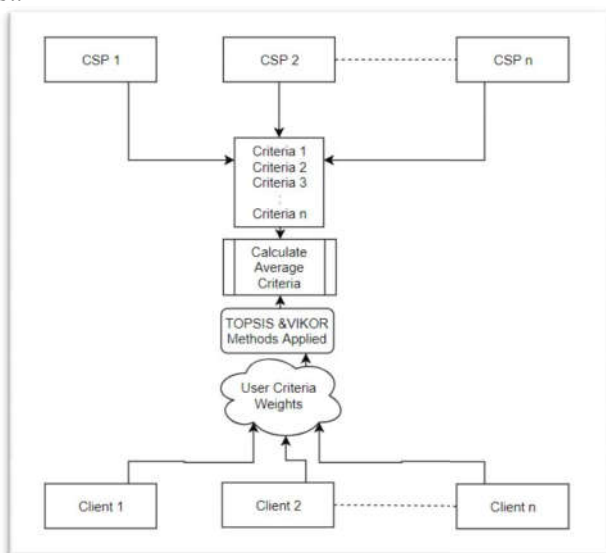


Figure 1 Architecture of the proposed model.

Stages of proposed system model

Stage 1: Setting the Cloud

This stage involves setting up an assessment framework which notwithstanding genuine, at least imitates the first cloud condition. For the assessment of the proposed framework, a reenactment domain has been formulated. This has been figured it out utilizing instrument called Cloudsim. This device utilizes great java based question structure for cloud setup. Significant part of this apparatus is the accessibility of little classes which reconnects datacenters, hosts, virtual machines etc. To begin with there is a cloud data benefit. It is a registry which has the assets recorded in cloud. After registry of all the unmistakable articles, person datacenters are made. Datacenters are synonymous to mists themselves. Has under each datacenter has a few hosts, which has some equipment qualities. Next there will be virtual machines which perform cloud related errands. An intermediary is in charge of assigning undertakings to datacenter. This is finished utilizing the facilitating strategy which takes after any of the few calculations accessible. The employments themselves are

called cloudlets, which are appointed to virtual machines/datacenter by intermediary.

Stage 2: Selection of Average Model

This stage comprises of the choice of the primary strategy for approach. As said before, there as of now exists a framework with normal weighted based choices. Remembering their confinements, where the pertinence of time isn't mulled over, another technique has been concocted. In this strategy, the time is of quintessence. The more distant let's get this show on the road go into the past, the weightage factor lessens. This marvel of vweight rot can be found in all frameworks which construct their choices in light of aggregate time based measurements. This rot can be ascertained stochastically or logarithmically according to necessity. In the new strategy, the measurements are subjected to estimation in light of the occurrence chose. Example can be any single perspective, weeks, days, hours, minutes and so on. To portray the way the framework works, a client is offered access to the alternative to choose any of the model required - either the normal weighted or example weighted.

Stage 3: MCDM Algorithm selection stage

After the model is chosen, subsequent stage is to choose the choice algorithm. With the end goal of this assessment - Topsis and Vikor have been chosen. They have both demonstrated their value in getting the best choice out of the colossal datasets of information. Two choices have been given for examination of results and information with the goal that both the calculations can be connected freely and assessment is done decently. Out of the 2 which should be connected is again sole choice of the client. To these calculations we feed the cloud metric information with client inclinations, weight rot and so forth. These perform standardization of the measurements and ascertain the positioning of the cloud specialist co-ops as result.

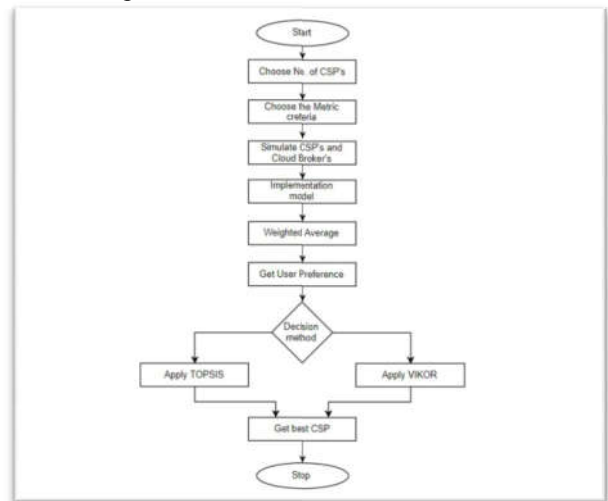


Figure 2 Flowchart of Proposed model

Stage 4: Selection of Cloud

The result derived from the before steps becomes the base for the user decision. The clouds are chosen and given priority in the result. This is the last step of the total implementing procedure. The output may vary based on the method used or based on the MCDM algorithms used. Also the priorities of user vary every present and future, resulting in the changes of outcome results.

Algorithms

TOPSIS - Technique for Order of Preference by Similarity to Ideal Solution This technique as delineated in calculation Fig.3. works by computing the geometric separation from the perfect arrangement. It takes into account the heaviness of every paradigm, normalizing it and afterward deciding the separation to perfect arrangement. Straight Normalization is performed to the metric information. The Technique for Order Preference by Similarity to Ideal Solution (Hwang and Yoon, 1981) recognizes the best option among the one having the most brief separation from perfect arrangement. This strategy computes the remove from the perfect option and the separation from negative choice consolidating the most exceedingly awful exhibitions of choices concerning the single rule. This strategy does not have numerous checks for worthiness when contrasted with different strategies. The real favorable position of this technique is the acceptability of different sorts of criteria and different kinds of metric in shifted ranges. TOPSIS beats different techniques by being basic and direct. It utilizes euclidean separation strategy to ascertain the separation, subsequently separating amongst individual and aggregate fulfillment.

Algorithm 1: TOPSIS algorithm

1. procedure TOPSIS
2. Identify the alternatives $\in N$
3. for $x_{ij} \in R (m,n)$ of $m*n$ do,
4. obtain x_{ij} where $i=1,2,..,m, j= 1, 2,..,n$
5. end for
6. for $x_{ij} \in R(m,n), i=1$ to $i = m$ and $j=1$ to $j= n$ do
7. Calculate $NM^*_{ij} = NM_{ij}/\sqrt{\sum_{i=1}^n NM^2_{ij}}$
8. end for
9. calculate variance of weights $V_j = (1/n) \sum_{i=1}^n (NM^*_{ij} - (NM^*_{ij})_{mean})^2$
10. for $i=1$ to $i=m$ do
11. obtain weights $W_j = V_j / \sum_{i=1}^m V_j$ and $\sum_{j=1}^m W_j = 1$
12. end for
13. for $i=1$ to $i = m$ and $j=1$ to $j = n$ do
14. Calculate Weighted normalized matrix $WV_{ij} = W_j * NM_i$
15. end for
16. Evaluate best and worst ideal solutions as
17. $A^+ = \{a^+_1, \dots, a^+_m\}$ i.e., $(\max WV_{ij}) | (\min WV_{ij})$
18. $A^- = \{a^-_1, \dots, a^-_m\}$ i.e., $(\min WV_{ij}) | (\max WV_{ij})$
19. Consider separation of each alternative from A^+ and A^- as below
20. $R^+_i = \sqrt{\sum_{j=1}^m (a_{ij} - a^+_j)^2}$
21. $R^-_i = \sqrt{\sum_{j=1}^m (a_{ij} - a^-_j)^2}$
22. Obtain similarity Index $SI^*_i = R^-_i / (R^+_i + R^-_i)$
23. end procedure

VIKOR-Vise Kriterijumska Optimizacija Kompromisno Resenje

The technique Algorithm Fig.4. is that it chooses the bargained arrangement among alternate options. Here the positioning is done utilizing well ordered checking where first best choice is contrasted with second best alternative. It is likewise contrasted with the by and large best option. Thus it rejects the arrangement if these checks are not passed. Anyway it might give the arrangement of bargain on the off chance that required. This technique works brilliantly with clashing criteria. Particularly where criteria has been for some time

drawn and choosing the best among such huge numbers of various variable criteria makes this the most valuable strategy. Anyway since it does checking well ordered, it turns out to be exceptionally likely that the final product might be without arrangement. This strategy is once in a while stretched out to be utilized with other such techniques like Analytic Hierarchy Process (AHP) and with fluffy information esteems. The calculation has demonstrated effective for extensive datasets where changed data types and criteria extend are utilized.

Algorithm 2: VIKOR algorithm

1. procedure VIKOR
2. Identify the alternatives $\in N$
3. for $x_{ij} \in R (m,n)$ of $m*n$ do,
4. obtain x_{ij} where $i=1,2,..,m, j= 1, 2,..,n$
5. end for
6. for $x_{ij} \in R (m,n), i=1$ to $i = m$ and $j=1$ to $j= n$ do
7. Calculate $NM^*_{ij} = NM_{ij}/\sqrt{\sum_{i=1}^n NM^2_{ij}}$
8. end for
9. calculate variance of weights $V_j = (1/n) \sum_{i=1}^n (NM^*_{ij} - (NM^*_{ij})_{mean})^2$
10. for $i=1$ to $i=m$ do
11. obtain weights $W_j = V_j / \sum_{i=1}^m V_j$ and $\sum_{j=1}^m w_j = 1$
12. end for
13. for $i=1$ to $i = m$ and $j=1$ to $j = n$ do
14. Calculate Weighted normalized matrix $WV_{ij} = W_j * NM_i$
15. end for
16. Consider Maximum Criterion Weight and Minimum Criteria Weight as below
17. $F^+_{ij} = \max (NM_{ij})$
18. $F^-_{ij} = \min (NM_{ij})$
19. Evaluate Utility Measure
20. $UM_i = \sum_{j=1}^m W_j (F^+_j - F_{ij}) / (F^+_j - F^-_j)$
21. Evaluate Regret Measure
22. $RM_i = \max [W_j (F^+_j - F_{ij}) / (F^+_j - F^-_j)]$
23. Calculate the Vikor Index
24. $VI_i = V((UM_i - UM^-) / (UM^+ - UM^-)) + ((RM_i - RM^-) (1-V) / (RM^+ - RM^-))$
25. Select best ranking alternative in increasing order of VI^*_i .
26. end procedure

RESULTS

The thought fundamentally manages 2 unique models - one being with the normal strategy and other being Instance Method. The execution and correlation of the main strategy has been finished at this point. The cloud creation has been finished utilizing cloudsim toolbox. The framework created can make cloud structures with 3 criteria stamp esteems for RAM, Transmission capacity and Storage. Number of mists to be made is kept with the administrator of the framework. Beneath referenced Table 1, Table 2, Table 3, Table 4, Table 5, Table 6 demonstrate the consequences of the experiment. Alongside this an intermediary is additionally made. Once the mists are made with the measurements, they are then put away in the sql database for sometime later. Instantly following this, the customary strategy for cloud determination has been set up which analyzes TOPSIS and VIKOR as far as assessment time for touching base at the best cloud. While assessing both Topsis and Vikor, it was discovered that assessment with an accumulation of 10 mists haphazardly made by the cloudsim, vikor performed superior to topsis as far as assessment time.

Additionally when it came to memory vikor was superior to topsis. As the information is gathered over a time of 30 days, the dataset is Adequate to set up the way that however both the calculations are great decisions for cloud benefit choice, vikor outflanks topsis. Next would be advancement of the Instance based model utilizing genuine cloud information esteem sets and cases of days. This is applying midpoints on singular days as opposed to whole set, giving an infinitesimal and precise outcome.

In this project we describing concept to select best cloud services according to user requirements using TOPSIS and VIKOR algorithms. TOPSIS will use Euclidean Distance formula to find best matching between user requirement and available cloud services.

For example: 3 cloud servers are available with following services

Cloud	RAM	Bandwidth	Storage
Cloud1	1000	29900	38000
Cloud2	1600	15000	30000
Cloud3	1200	19000	34000

User requirement is

RAM = 1700 Bandwidth = 17500 Storage = 31000

If we apply Euclidean Distance between three cloud services and given user requirements then Cloud2 is more similar and Cloud2 will be the best selection for given user preferences.

Similarly VIKOR algorithm also check best matches with user given input preferences and available cloud services from top to bottom. If any service matches and passed the user requirement then that service will be selected otherwise that service will be rejected. After selecting all services VIKOR will find similarity between user preferences and cloud services and then sort and display result to user in descending order.

To run this project I created 10 clouds with different services and this 10 clouds will be consider as dataset. When user input his requirement then application will check similarity between user input and cloud dataset and then suggest best services to user as output.

I saved 'dataset.sim' file inside code folder

Cloud	RAM	Bandwidth	Storage
Cloud1	1393	16000	480000
Cloud2	1476	18000	350000
Cloud3	1924	24000	430000
Cloud4	1393	16000	480000
Cloud5	1756	20000	310000
Cloud6	1393	18000	240000
Cloud7	1264	23000	300000
Cloud8	1393	17000	380000
Cloud9	1680	15000	310000
Cloud10	1821	26000	320000
Cloud11	1633	27000	190000
Cloud12	1852	33000	290000
Cloud13	1759	24000	330000
Cloud14	1547	19000	210000

Step 1: Double click on 'run.bat' file to get the initial Cloudsim Analyst tool.

Step 2: Now click on 'Configure Simulation' button to get the configuration settings.

Step 3: Now click on 'Load Configuration' button to upload dataset i.e., dataset.sim file saved in the system.

In below table under selected row we can see 14 data centers from DC1 to DC14. If you want to see memory RAM, Bandwidth and Storage for each data center then,

Step 8: Now click on 'View Criteria' button to view all cloud services details. See below screen.

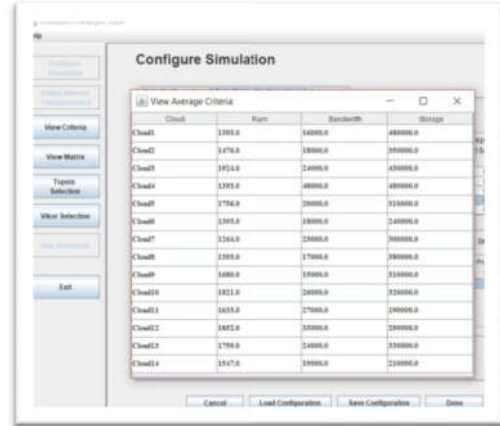


Figure 9 View Average Criteria.

Step 9: Now click on 'View Matrix' button to convert to cloud values to matrix.

Matrix calculated as

$$\text{Ram} = \text{Ram} / \text{sum_of_all_cloud_ram}$$

$$\text{Bandwidth} = \text{Bandwidth} / \text{sum_of_all_cloud_bandwidth.}$$

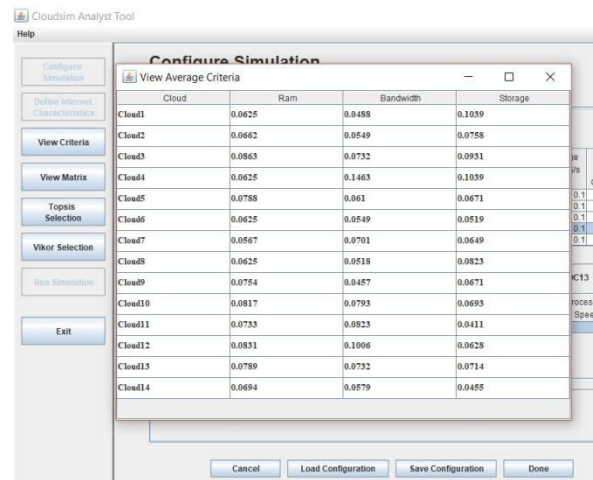


Figure 10 View Matrix Criteria

Step 10: After that we can click on 'Topsis Selection' button to take user input and find best services according to user input.

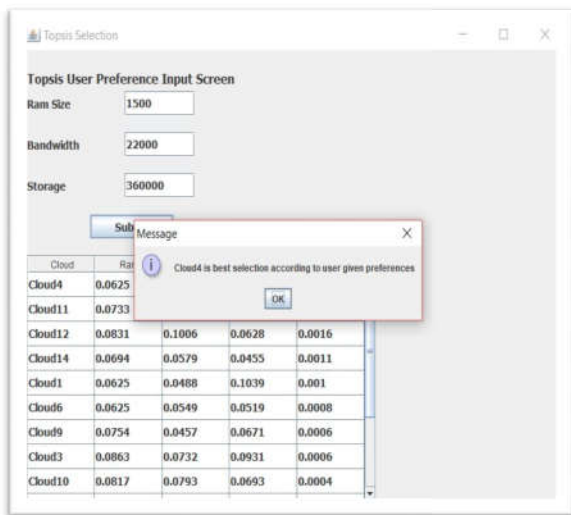


Figure 11 User Input and preference using Topsis algorithm

Step 11 Similarly click on ‘Vikor Selection’ button and enter input

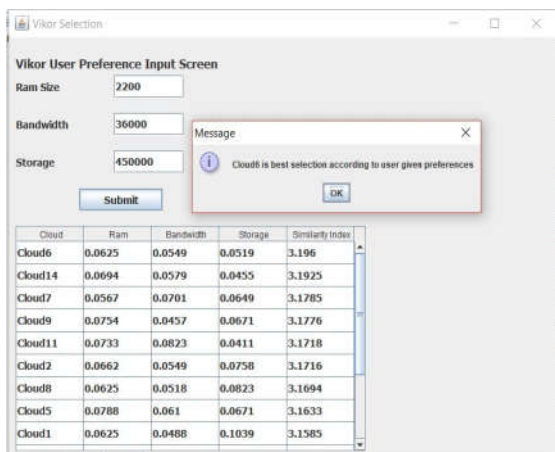


Figure 12 User Input and preference using Vikor algorithm

Step 13: In above screen according to vikor algorithm cloud7 is best service.

Step 14: Now click on ‘Run Simulation’ button.

Step 15: In below screen we will get cloud processing time and graphs




Figure 14 Result showing the graphs of response times.

CONCLUSION AND FUTURE WORK

In conclusion, we attest that the strategy proposed by us is effective and handy as far as continuous and changing cloud situations. This strategy keeps into account the occasion based computation of measurements and thus gives a more engaged outcome than the presumptions in view of whole normal of measurements in entirety. As we have demonstrated the outcomes for a little gathering of information, this technique can be tried against a genuinely huge dataset without issues.

Upgrade of this strategy could be to incorporate fuzzy weights and future forecasts of criteria change. Additionally some essential parameters like the cost, merchant secure, information disturbance and so on have not been considered, which can be incorporated into this model.

References

1. Serafim Opricovic, Gwo-Hshiung Tzeng, Compromise solution by MCDM methods: A comparative analysis of VIKOR and TOPSIS, *European Journal of Operational Research*, Elsevier, Volume 156, Issue 2, Pages 445-455, July 2004.
2. Deepti Rai, Pavan Kumar V, Instance based Multi Criteria Decision Model for Cloud Service Selection using TOPSIS and VIKOR, Sixth International Conference on Computational Intelligence and Information Technology-CIIT 2016.
3. S. Chakraborty, K. Roy, An SLA-based framework for estimating trustworthiness of a cloud, in: Proceedings of IEEE 11th International Conference on Trust, Security and Privacy in Computing and Communications, 2012, pp. 937-942.
4. X. Wu, R. Zhang, B. Zeng, S. Zhou, A trust evaluation model for cloud computing, *Procedia Comput. Sci.* 17 (2013) 1170-1177.
5. J. Abawajy Pervasive Systems, Algorithms, and Networks, “Determining service trustworthiness in intercloud computing environments”, Proceedings of IEEE 10th International Symposium, pp. 784-788, 2009.
6. S. Ding, S. Yang, Y. Zhang, C. Liang, C. Xia, Combining QoS prediction and customer satisfaction estimation to solve cloud service trustworthiness evaluation problems, *Knowl.-Based Syst.* 56 (2014) 216-225.
7. W. Fan, H. Perros, A novel trust management framework for multi-cloud environments based on trust service providers, *Knowl.-Based Syst.* 70 (2014) 392-406.
8. Sarbjeet Singh, Jagpreet Sidhu, Compliance based multi dimensional trust evaluation system for determining trustworthiness of cloud service providers, *Future Generated Computer Systems* 67(2017) 109-132.
9. M. Deutch, cooperation and trust: some theoretical notes, in: Nebraska symposium on motivation, Nebraska university Press, 1962.
10. A. Chakrabarti, Grid Computing Security, Springer, Berlin, Heidelberg, 2007.
11. T.W. Grandison, Trust management for Internet applications (Doctoral Dissertation), Imperial College of Science, Technology and Medicine, University of London, 2003.

12. X. Wu, R. Zhang, B. Zeng, S. Zhou, A trust evaluation model for cloud computing, *Procedia Comput. Sci.* 17 (2013) 1170–1177.
13. W. Fan, S. Yang, J. Pei, A novel two-stage model for cloud service trustworthiness evaluation, *Expert Syst.* 31 (2) (2014) 136–153.
14. W.J. Fan, S.L. Yang, H. Perros, J. Pei, A multi-dimensional trust-aware cloud service selection mechanism based on evidential reasoning approach, *Int. J. Autom. Comput.* 12 (2) (2015) 208–219.
15. F. Azzedin, M. Maheswaran, A. Mitra, Trust brokering and its use for resource matchmaking in public-resource grids, *J. Grid Comput.* 4 (3) (2006) 247–263.
16. Sarbjeet Singh, Jagpreet Sidhu, Compliance based multi dimensional trust evaluation system for determining trustworthiness of cloud service providers, *Future Generated Computer Systems* 67(2017) 109-132.
17. C. Wang, Y. Wang, C. Liu, X. Wang, An audit-based trustworthiness verification scheme for monitoring the integrity of cloud servers, *J. Comput. Inf. Syst.* 10(23) (2014) 9923–9937.
18. W.J. Fan, S.L. Yang, H. Perros, J. Pei, A multi-dimensional trust-aware cloud service selection mechanism based on evidential reasoning approach, *Int. J. Autom. Comput.* 12 (2) (2015) 208–219.
19. M. Deutsch, Cooperation and trust: Some theoretical notes, in: Nebraska Symposium on Motivation, Nebraska University Press, 1962.
20. A. Chakrabarti, Grid Computing Security, Springer, Berlin, Heidelberg, 2007.
21. T. Grandison, M. Sloman, A survey of trust in Internet applications, *IEEE Commun. Surv. Tutor.* 3 (4) (2000) 2–16.
22. T.W. Grandison, Trust management for Internet applications (Doctoral Dissertation), Imperial College of Science, Technology and Medicine, University of London, 2003.
23. J. Abawajy, Determining service trustworthiness in intercloud computing environments, in: Proceedings of IEEE 10th International Symposium on Pervasive Systems, Algorithms, and Networks, 2009, pp. 784-788.
24. W. Fan, H. Perros, A novel trust management framework for multi-cloud environments based on trust service providers, *Knowl.-Based Syst.* 70 (2014) 392–406.

How to cite this article:

Shanmukha Satya Narayana M and Venkateswara Reddy L (2018) 'Evaluating Consumer Trust Using Topsis and Vikor Methods in Cloud Analyst Tool', *International Journal of Current Advanced Research*, 07(6), pp. 13841-13847.
DOI: <http://dx.doi.org/10.24327/ijcar.2018.13847.2486>
