



## KNOWLEDGE AND AWARENESS OF ANUG AMONG DENTAL STUDENTS

S.Vignesh., Dhanraj and Suresh

Department of prosthodontics, Saveetha Dental College

### ARTICLE INFO

#### Article History:

Received 12<sup>th</sup> December, 2016

Received in revised form 6<sup>th</sup> January, 2017

Accepted 26<sup>th</sup> February, 2017

Published online 28<sup>th</sup> March, 2017

#### Key words:

ANUG, Debriment

### ABSTRACT

**Topic:** Knowledge and awareness of ANUG (Acute necrotizing ulcerative gingivitis) among the dental students

**Aim :** To observe and analyse knowledge of ANUG (Acute necrotizing ulcerative gingivitis) among the students in Dentistry

**Objective:** To identify the awareness of ANUG in the dental students

**Background:** ANUG is known as the Acute necrotizing ulcerative gingivitis. It has a common symptoms like pain, bleeding. It is often present on the dental papillae & marginal gingiva. It causes severe pain during the time of swallowing & talking. This can be diagnosed only by the clinical findings. The chief diagnosis is the gums does not respond immediately to the conventional treatment. It's common treatment includes Rinsing, improved oral therapy.

**Reason :** The knowledge and awareness levels about ANUG amongst the dental students seems to unclear and this study was initiated to explore this further.

Copyright©2017 S.Vignesh., Dhanraj and Suresh. This is an open access article distributed under the Creative Commons Attribution License, which permits unrestricted use, distribution, and reproduction in any medium, provided the original work is properly cited.

## INTRODUCTION

Acute necrotizing ulcerative gingivitis (ANUG; colloquially known as trench mouth) is a common, non-contagious infection of the gums with sudden onset. The main features are painful, bleeding gums, and ulceration of inter-dental papillae (the sections of gum between adjacent teeth). This disease, along with necrotizing (ulcerative) periodontitis (NP or NUP) is classified as a necrotizing periodontal disease, one of the seven general types of periodontitis. The often severe gingival pain that characterizes ANUG distinguishes it from the more common chronic periodontitis which is rarely painful. ANUG is the acute presentation of necrotizing ulcerative gingivitis (NUG), which is the usual course the disease takes. If improperly treated or neglected, NUG may become chronic and/or recurrent. The causative organisms are mostly anaerobic bacteria, particularly Fusobacteria and Spirochaete species. Predisposing factors include poor oral hygiene, smoking, malnutrition, psychological stress and immunosuppression (sub-optimal functioning of the immune system). When the attachments of the teeth to the bone are involved, the term NUP is used. Treatment of ANUG is by debridement (although pain may prevent this) and antibiotics (usually metronidazole) in the acute phase, and improving oral hygiene to prevent recurrence.

Although the condition has a rapid onset and is debilitating, it usually resolves quickly and does no serious harm.

## MATERIALS AND METHODS

A survey was conducted by a questionnaire containing 10 questions was given to 100 dental students of different colleges. Their answers were taken and represented in the form of pie charts

### Questionnaire

- 1) Are you aware of the disease ANUG?
  - a) Yes
  - b) No
- 2) How will you diagnose ANUG?
  - a) clinical examination
  - b) Radiographical examination
  - c) Clinical and microbial examination
- 3) Which of the following is not the salient feature of ANUG?
  - A) Pharyngeal tissues affected
  - b) Without a significant odour
  - c) Lesions on buccal mucosa
  - d) Talking may be painful
- 4) How effective is detrimental treatment?
  - a) Less effective
  - b) More effective

\*Corresponding author: S.Vignesh,

Department of prosthodontics, Saveetha Dental College

5) What are the chemical substances involved in rinse treatment?

- a) Zinc sulphide & calcium carbonate
- b) Magnesium chloride & Aluminium sulphate
- c) Potassium permanganate & Calcium fluoride
- d) Hydrogen peroxide & chlorhexidine

6) The ANUG disease is more common in patients of age?

- a) 10 - 20 years
- b) 21 - 30 years
- c) 31 - 40 years
- d) 41 - 50 years
- e) Above 60

7) The ANUG disease is common in patients with disease

- a) Fragile X syndrome
- b) Down's syndrome
- c) Klinefelter syndrome
- d) prader- Willi syndrome

8) What is the disease predispose to ANUG?

- a) Syphilis & cancer
- b) Ulcerative colitis
- c) Leukaemia & anaemia
- d) All the above

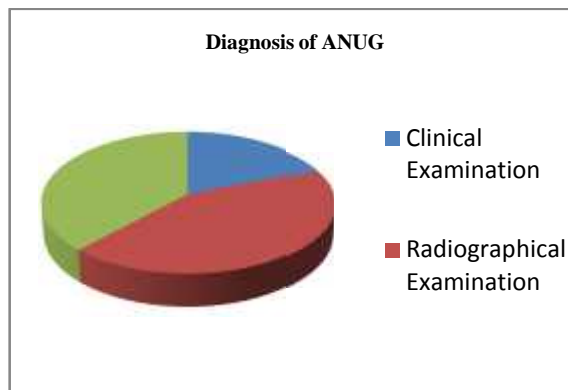
9) The ANUG disease is more common in

- a) Infants
- b) Children
- c) Adults
- d) Oldage people


10) What will happen if the disease is left untreated

- a)Gingivitis
- b) Trench mouth
- c) Dental plaque
- d) Necrotising ulcerative periodontitis

The major diagnosis of this known by the students is 19% rooted as clinical examination 43% said as radio graphical examination and the remaining 38.% said as clinical and the microbial examination.



Th common salient feature of this disease is pharyngeal tissue affected, lesions on the buccal mucosa and Talking may be painful.

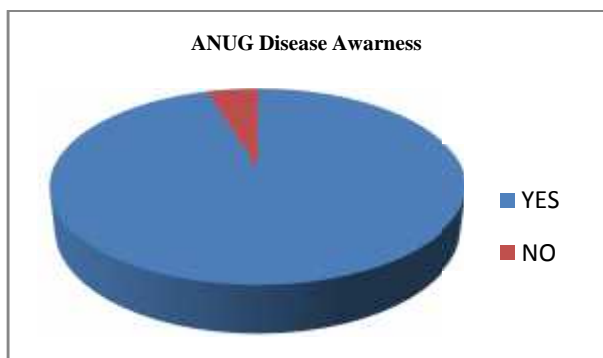


## RESULT

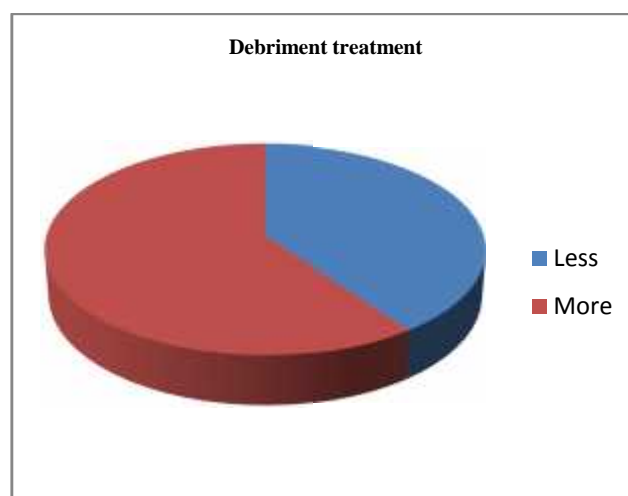
In the above study it is known that 65% were aware of ANUG, Many students said that this disease is common in patients with disease Down's syndrome and many said this disease is common in children, Most of them are not aware of the management of ANUG disease

## DISCUSSION

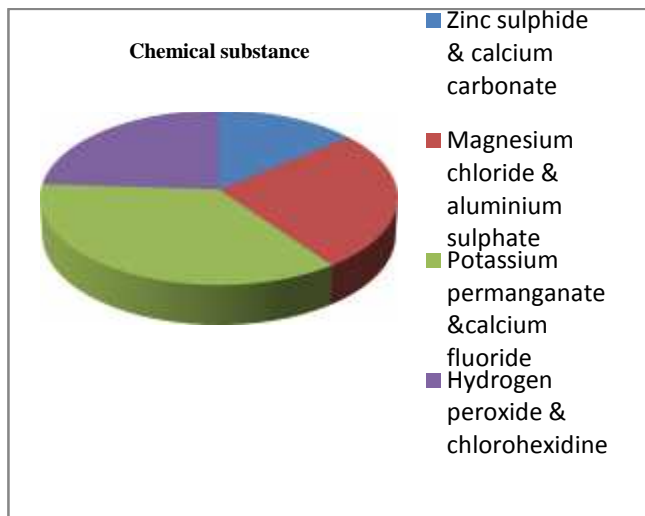
The awareness of this disease among the students was only about 65 % and the remaining 35% are may or may not aware of this disease




Debrimentis one of the most common treatment of this disease and 60% of the students reported that this treatment is more effective.



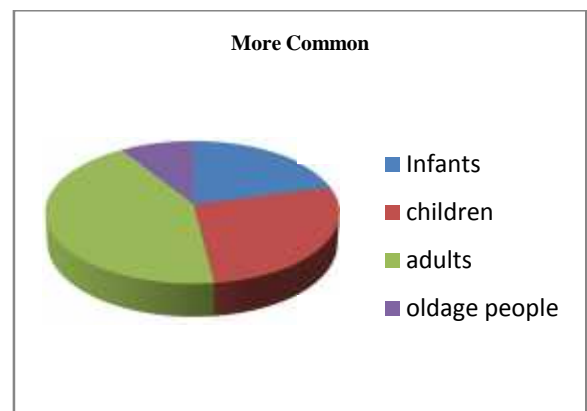
The main chemical substance which is used in the treatment of this disease is Hydrogen peroxide and chlorohexidine and only 24 % were aware of that and many reported Zinc sulphide & calcium carbonate 14 %, Magnesium chloride & aluminium sulphate 26%, Potassium permanganate & calcium fluoride 36%



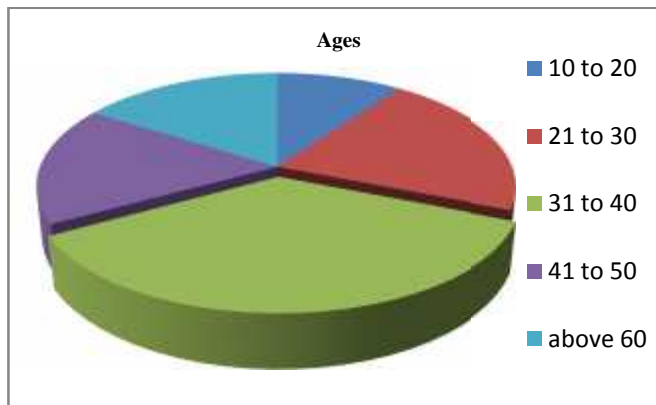
Disease which is predispose to ANUG are syphilis, cancer, ulcerative colitis, leukaemia and anaemia.



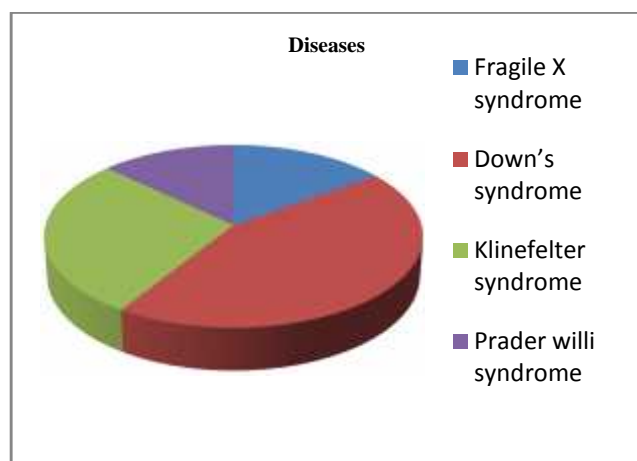
ANUG has been more common in the Adults , as these are prone to this disease very easily



ANUG is common in the patient in the age group of 31-40 and most of them has reported correctly.



ANUG is common in the patients with the disease of Down's syndrome and 44% reported this.



## CONCLUSION

As ANUG belongs to one of the type of necrotising ulcer and it causes a severe complications if it is prolonged so we have to create the awareness of this disease. The knowledge and awareness levels about ANUG amongst the dental students seems to unclear and this study was initiated to explore this further. This study will further initiate the common causes and symptoms of this disease among the students. This is proven to be very helpful to create the awareness.

## References

Pathogen-related spirochetes identified within gingival tissue from patients with acute necrotizing ulcerative gingivitis.,G R Riviere, K S Weisz, L G Simonson, and S A Lukehart

Acute necrotizing ulcerative gingivitis in college students Donald B. Giddon, D.M.D., Ph.D.,S. Jerome Zackin, D.M.D.,Paul Goldhaber, D.D.S.

NYS Department of Health AIDS Institute. "Clinical Manifestations and Management of HIV-Related Periodontal Disease". *Oral Health Care for People with HIV Infection: HIV Clinical Guidelines*. p. 31.

American Academy of Periodontology (1999). "Consensus report: Necrotizing Periodontal Diseases". *Ann. Periodontol.* 4 (1): 78. doi:10.1902/annals.1999.4.1.78

Taylor, FE; McKinstry, WH (1917). "The Relation of Periodontal Gingivitis to Vincent's Angina." (PDF).

*Proceedings of the Royal Society of Medicine.* 10  
(Laryngol Sect): 43-8. PMC 2017821

**Please cite this article in press as:**

S.Vignesh *et al* (2017), Knowledge And Awareness Of Anug Among Dental Students, *International Journal of Current Advanced Research*, 6(3), pp. 2687-2690.  
<http://dx.doi.org/10.24327/ijcar.2017.2690.0077>

\*\*\*\*\*