



RESEARCH ARTICLE

SYNTHESIS, CHARACTERIZATION AND BIOLOGICAL ACTIVITY EVALUATION OF NEW  
PYRIDAZINES CONTAINING IMIDAZOLIDINE MOIETY

Maysoon Tariq Tawfiq

Department of Chemistry, College of Education for pure science / Ibn-Al-Haitham,  
University of Baghdad, Iraq

ARTICLE INFO

Article History:

Received 19th, May, 2015

Received in revised form 25th, May, 2015

Accepted 15th, June, 2015

Published online 28th, June, 2015

Key words:

Heterocyclic compounds, Pyridazine,  
Acetohydrazide, Maleic hydrazide, Acetamide  
Imidazolidine ring.

ABSTRACT

This paper contained the synthesis of some new derivatives of pyridazine from the reaction of pyridazine-3,6-diol (1) with chloroacetyl chloride in chloroform with presence of potassium carbonate as catalyst to obtain: 2,2'-[pyridazine-3,6-diylbis(oxy)]diacetyl chloride (2), then converted (2) to acid hydrazide by the reaction with hydrazine hydrate (85-90%) in absolute ethanol to yield : 2,2'-[pyridazine-3,6-diylbis(oxy)]diacetohydrazide (3), which reacted with 3-nitrobenzaldehyde in presence of absolute ethanol and drops of glacial acetic acid to give the corresponding Schiff base : N'-(3-nitrobenzylidene)-2-[6-(2-((Z)-2-(3-nitrobenzylidene) hydrazinyl)-2-oxoethoxy) pyridazine -3-yloxy]acetohydrazide (4)., Then the target compounds were prepared from the cyclization reaction of compound (4) with different amino acids namely (DL-alanine, DL-valine, and DL-aspartic acid), in THF to yield: 2,2'-(pyridazine-3,6-diylbis(oxy)) bis [N-(4-alkyl-2-(3-nitrophenyl)-5-oxoimidazolidine-1-yl)acetamide](5a,b,c). The synthesized compounds were elucidated by some spectroscopy methods IR,UV and <sup>1</sup>HNMR, besides the melting points. TLC was used to check the products. Their biological activities of prepared compounds (5a,b,c) were also studied against two types of bacteria (*Staphococcus aureus* , and *E.Coli*).

© Copy Right, Research Alert, 2015, Academic Journals. All rights reserved.

INTRODUCTION

Nitrogen-containing heterocyclic compounds are one of the most fruitful and extensively developing fields of heterocyclic chemistry. These compounds exhibit various kinds of biological activities. During the past decades increasing interest in the synthesis and biological activities of pyridazine derivatives has been observed [1–3]. Pyridazine compounds have been reported to possess varied biological activities such as antimicrobial [4], antihypertensive [5], anticancer [6], anti-inflammatory[7] and antifungal activities [8]. These facts have promoted us to synthesize some novel pyridazine derivatives. Recently, pyridazinone nucleus has been extensively studied in the search for new and selective medicinal agents as drugs acting on the cardiovascular system [9]. Furthermore, a number of thienopyridazines have been claimed to possess interesting biological and pharmacological activities such as, anticancer [10]., Pyridazines can also be used as novel therapeutic agents to target Alzheimer's disease and other neurodegenerative diseases like Parkinson [11]. Recent studies indicate pyridazine derivatives can be used in the treatment of dermatitis, prostate cancer, and dry eye disorders [12]. Moreover, pyridazines are pharmaceutically acceptable acid-addition salts that are used as an active component in cardio tonic compositions to increase cardiac contractility[13].

Imidazolidines, a saturated imidazole (tetrahydroimidazole),

have been reported to have important biological activities including potential -adrenergic receptor agonist[14], antimicrobial,antiparasitic [15,16], oral hypoglycaemic [17], antiarrhythmic, anticonvulsant [18,19], anti-inflammatory and analgesic[20-23].

The aim of this work is to synthesize and characterize new pyridazine derivative containing Imidazolidine cycle and to study its spectral and biological activities against some of micro- organisms.

Experimental

Instruments

1- All melting points are uncorrected in degree centigrade and were determined on **Gallenkamp** electric melting point apparatus.

2- FT.IR spectra were recorded (KBr disk) on a **SHIMADZU** FT.IR8300spectrophotometer in the range (4000 - 400) cm<sup>-1</sup>.

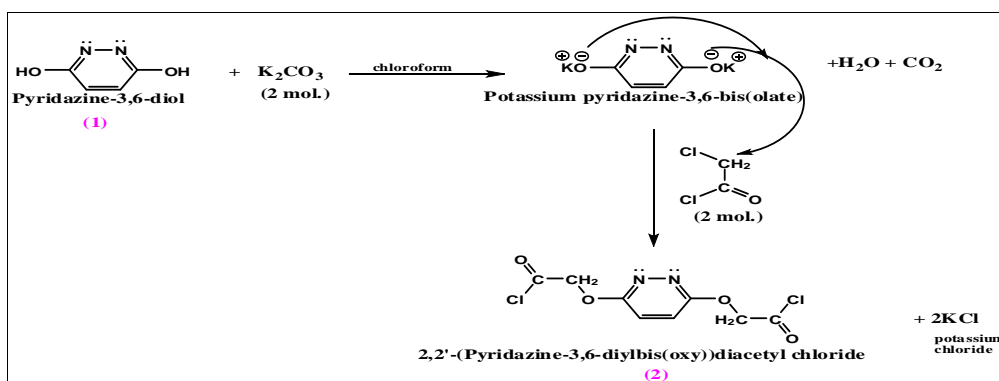
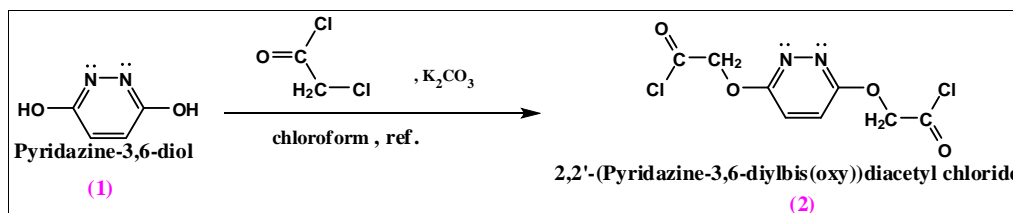
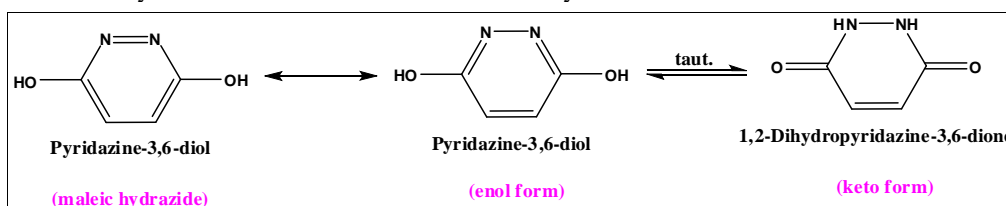
3- Uv/Vis spectra were recorded on Uv/Vis varian Uv-Cary-100 spectrophotometers in DMSO as solvent.

4- <sup>1</sup>HNMR spectra were determined on a **BRUKER**- 400 MHz operating 300 MHz spectrometer with tetramethylsilane (TMS) as an internal standard, and the chemical shifts are in ppm using deuterated dimethylsulfoxide (DMSO-d<sup>6</sup>) as a solvent., measurements were made at Chemistry Department, Al al-Bayt University- Jordan.

5- The reactions progress was monitored by thin-layer chromatography (TLC) using Fertigfolien precoated sheets type Polygram Silg, and the plates were developed with iodine vapor.

6- The biological activity was performed by environmental laboratory, Baghdad University.

ethanol (20 mL) was added (0.01mol) of hydrazine hydrate (85-90%). The mixture was refluxed under anhydrous conditions for (10 hrs.); Excess solvent was distilled off. The resulting solid then was filtered and re-crystallized from ethanol. The compound was separated as shining dark yellow crystals.

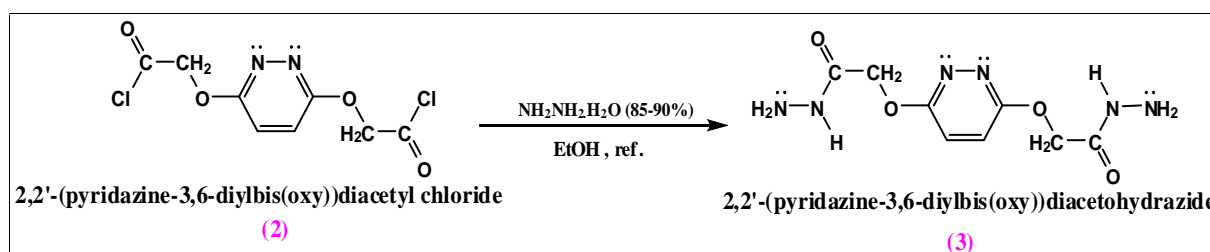


**Synthesis of : 2,2'- [ pyridazine-3,6-diylbis(oxy)]diacetyl chloride (2) [24].**

A solution of chloroacetyl chloride (0.02 mol), in chloroform (15 mL), was added to the solution of pyridazine-3,6-diol (0.01 mol) and (0.02 mol) potassium bicarbonate in chloroform (20 mL) at (5) °C temperature with stirring during (30 minutes). Then, the reaction mixture was refluxed for (5 hrs.), then cooled and poured onto water (25 mL). The solid

**Synthesis of: N'-(3-nitrobenzylidene)-2-[6-(2-((Z)-2-(3-nitrobenzylidene) hydrazinyl) -2-oxoethoxy ) pyridazine -3-yloxy]acetohydrazide (4) [27-30].**

A mixture of compound (3) (0.005) and 3-nitrobenzaldehyde (0.01 mol), in absolute ethanol (20 mL) with few drops of glacial acetic acid was refluxed for (6 hrs.). After completion of the reaction, The resulting mixture was cooled , filtered to get solid, which was re-crystallized from ethanol.



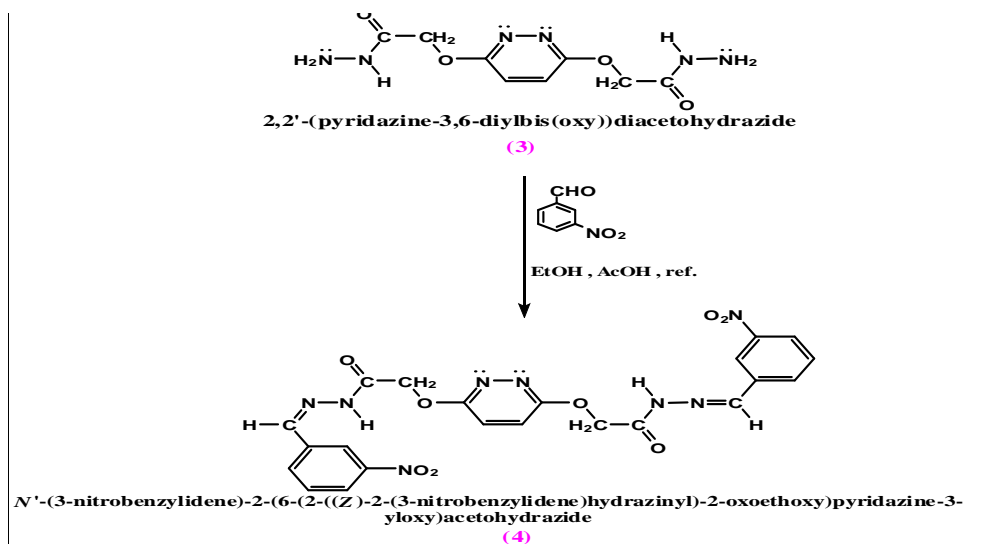
Formed was filtered off, and re-crystallized from ethanol to give yellow crystals.

**Synthesis of: 2,2'-[pyridazine-3,6-diylbis(oxy)] diacetohydrazide (3) [25,26]**

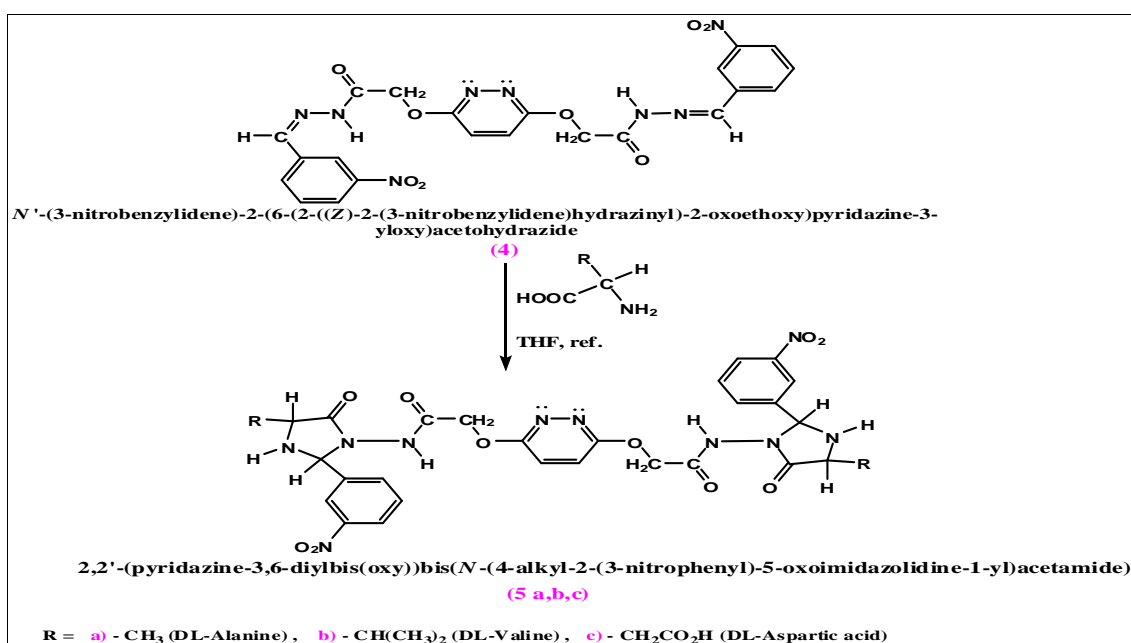
To a solution of (0.005 mol) of compound (2) in absolute

**Synthesis of : 2,2'-(pyridazine-3,6-diylbis(oxy))bis[N-(4-alkyl-2-(3-nitrophenyl)-5-oxoimidazolidine-1-yl)acetamide] (5 a,b,c) [31,32].**

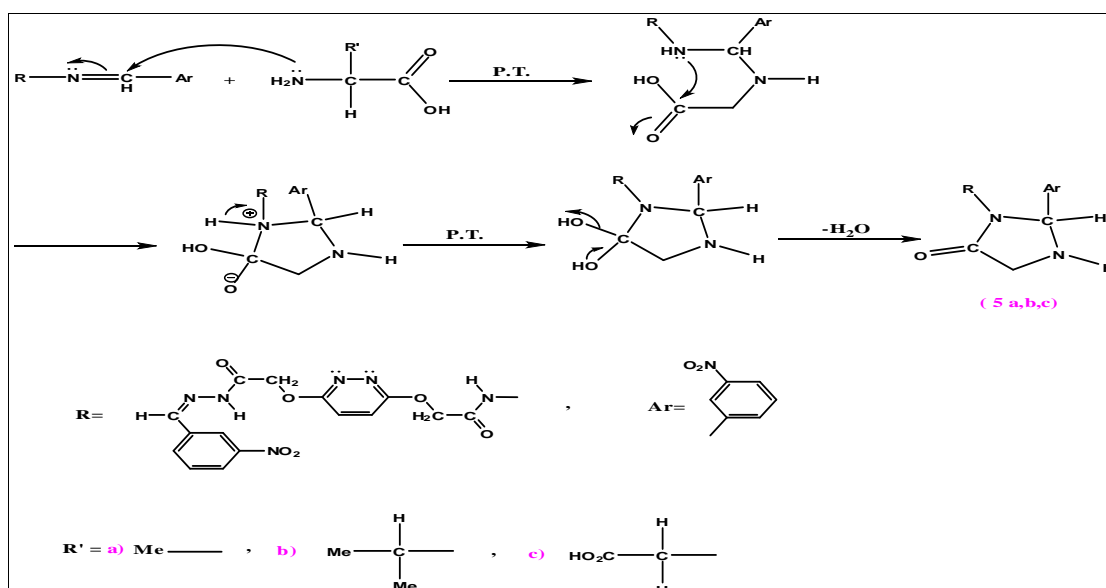
A mixture of Schiff base (0.01mol) and appropriate amino acid (0.02mol) in (25 mL) THF was refluxed with stirring for (24 hrs.), then cooled to room temperature, the precipitate was



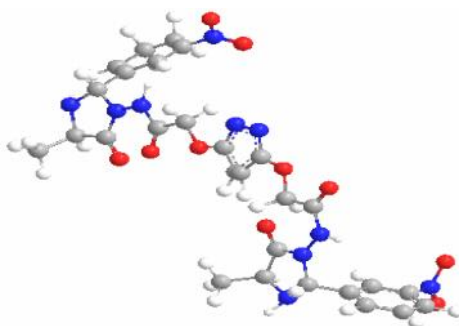
Scheme 5



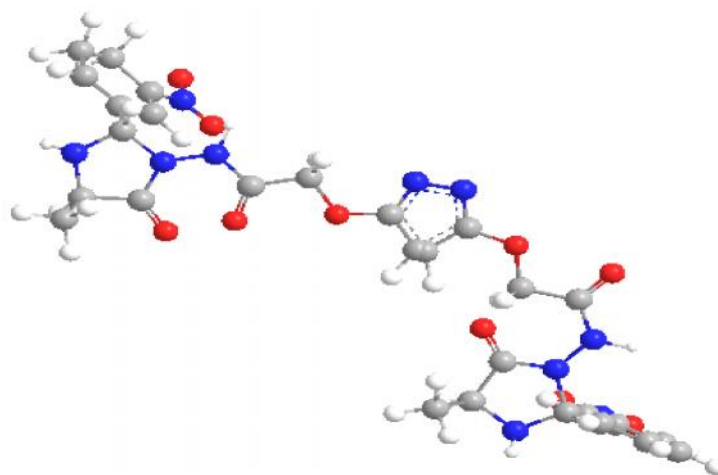
Scheme 6



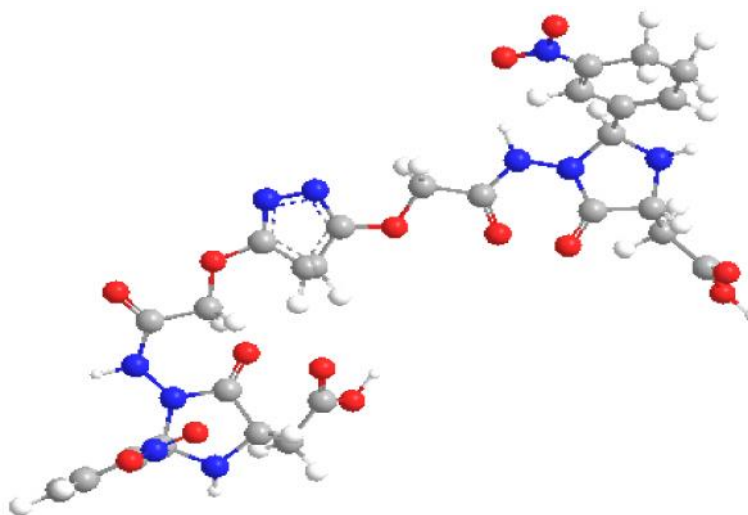
Scheme 7



*N*-(4-Methyl-2-(3-nitrophenyl)-5-oxoimidazolidin-1-yl)-2-(6-(2-(4-methyl-2-(5-nitrocyclohexa-1,5-dienyl)-5-oxoimidazolidin-1-ylamino)-2-oxoethoxy)pyridazin-3-yloxy)acetamide  
(5a)



*N*-(4-Isopropyl-2-(3-nitrophenyl)-5-oxoimidazolidin-1-yl)-2-(6-(2-(4-isopropyl-2-(5-nitrocyclohexa-1,5-dienyl)-5-oxoimidazolidin-1-ylamino)-2-oxoethoxy)pyridazin-3-yloxy)acetamide  
(5b)



2-(1-(2-(6-(2-(4-(Carboxymethyl)-2-(3-nitrophenyl)-5-oxoimidazolidin-1-ylamino)-2-oxoethoxy)pyridazin-3-yloxy)acetamido)-2-(5-nitrocyclohexa-1,5-dienyl)-5-oxoimidazolidin-4-yl)acetic acid  
(5c)

Filtered and re-crystallized from ethanol.

## RESULTS AND DISCUSSION

The infrared study is the important method in the identification of absorbed peaks of the resulting functional groups effective and which are found within the structural formula of the prepared compounds., The difference in the

intensity of the main functional groups of absorption peaks is an indication of the occurrence of interaction [33]. The starting material used is pyridazine-3, 6-diol (1) which have the structural formula given by the following equilibrium shown in (scheme-1).

Pyridazine-3,6-diol has many names are: maleic hydrazide, maleic acid hydrazide, and 3,6-dihydroxypyridazine., The enol form which behave as nucleophile react with the

**Table 1** physical properties of the prepared compounds

Comp. no.	Molecular Formula	Molecular Weight (gm/mol)	Yield %	M.P. °C	Color
2	C <sub>8</sub> H <sub>6</sub> N <sub>2</sub> O <sub>4</sub> Cl <sub>2</sub>	265	65	105-107	yellow
3	C <sub>8</sub> H <sub>12</sub> N <sub>6</sub> O <sub>4</sub>	256	63	157-159	dark yellow
4	C <sub>22</sub> H <sub>18</sub> N <sub>8</sub> O <sub>8</sub>	522	66	233-235	yellowish brown
5a	C <sub>28</sub> H <sub>30</sub> N <sub>10</sub> O <sub>10</sub>	666	76	257-259	brown
5b	C <sub>32</sub> H <sub>38</sub> N <sub>10</sub> O <sub>10</sub>	722	57	221-223	light brown
5c	C <sub>30</sub> H <sub>30</sub> N <sub>10</sub> O <sub>14</sub>	754	59	247-250	yellow

Compound (2) was converted to acid hydrazide by addition of excess hydrazine hydrate (NH<sub>2</sub>NH<sub>2</sub>.H<sub>2</sub>O 85-90 %) in ethanol to a solution of compound (2) in ethanol to give 2,2'-[pyridazine-3,6-diylbis(oxy)]diacetohydrazide (3), (scheme-4) [37].

The mechanism of this reaction is known [38,39]. The products were characterized by FT.IR spectroscopy (table-2), and other physical properties (table-1). The FT.IR spectra of

**Table 2** FT.IR spectral data of the prepared compounds

Comp. no.	CH <sup>v</sup> aro.	CH <sup>v</sup> ali.	C=O	NH <sub>2</sub> <sup>v</sup> , NH	C=N <sup>v</sup> imine	Others
2	3045	2954	acetyl chloride 1762	-	-	C-O 1247 C-Cl 710 <sup>v</sup>
3	3059	2959	acid hydrazide 1673	3437- 3321	-	C-O 1253 N-H bend. 1582 <sup>v</sup>
4	3037	2963	acetohydrazide 1682	3329	1589	C-O 1267 N-H bend. 1612 <sup>v</sup>
5a	3033	2965, 2869	amide II 1674 oxoimidazolidine 1737	3342	-	NO <sub>2</sub> 1541,1336 C-O 1170 N-H bend. 1589 <sup>v</sup>
5b	3032	2919, 2863	amide II 1685 oxoimidazolidine 1736	3359	-	NO <sub>2</sub> 1543,1329 C-O 1197 N-H bend. 1623 <sup>v</sup>
5c	3061	2973, 2895	amide II 1681 oxoimidazolidine 1743 acid 1733	3350	-	C-O 1223 N-H bend. 1631 <sup>v</sup> OH acid 3167 O acid 1267 NO <sub>2</sub> 1556,1339 <sup>v</sup>

**Table 3** UV Visible spectral data of the prepared compounds

Comp. no.	Max (nm)
5a	286
5b	267
5c	243, 365

**Table 4** Antibacterial activities of some of the synthesized compounds

Comp.no.	E.coli	Staphococcus aureus
5a	+	-
5b	+	-
5c	+	+

electrophiles such as acetyl or alkyl halide or their derivatives to form a good products [34].

The first step in (scheme -2) involved the reaction of enol form of pyridazine-3,6-diol (1) with chloroacetyl chloride in presence of potassium carbonate as catalyst to yield: 2,2'-[pyridazine-3,6-diylbis(oxy)]diacetyl chloride (2) [35,36]., This compound was characterized through the FT.IR spectrum and other physical properties (tables-1 and 2).

The FT.IR spectrum of compound (2) showed disappearance of stretching band of (OH) group of the starting material, and appearance new stretching bands of (C=O), and (C-Cl) at (1726) cm<sup>-1</sup>, (710) cm<sup>-1</sup> respectively, (fig. 2) [33].

compound (3), showed appearances of stretching bands of (NH<sub>2</sub>), and (NH), at (3437-3321) cm<sup>-1</sup>, (fig.3) [33].

Compound (3) was reacted with 3-nitrobenzaldehyde in absolute ethanol to form Schiff base:

N'-(3-nitrobenzylidene)-2-[6-(2-((Z)-2-(3-nitrobenzylidene)hydrazinyl)-2-oxoethoxy)] pyridazine -3-yloxy)acetohydrazide (4), (scheme-5) [40].

The mechanism of this reaction is known [39,41]. The products were characterized by FT.IR spectroscopy (table-2), and other physical properties (table-2). The FT.IR spectra of compounds (4), showed disappearances of stretching bands of (NH<sub>2</sub>) at (3437-3321) cm<sup>-1</sup>, and appearance of stretching band of imine group (N=C) at (1589) cm<sup>-1</sup> (fig. 4) [33].

The treatment of acetohydrazide (4) with different amino acids in tetrahydrofuran (THF), afforded the corresponding pyridazine derivatives containing imidazoline ring that was identified as compound (5 a,b, and c) on the basis of its spectral data (scheme- 6),[42].

Compounds (5) were characterized by physical properties, FT.IR (table 1, and 2) (figs.5,6, and 7), and <sup>1</sup>HNMR for compound (5a). FTIR spectra showed the disappearance of imine group (C=N) stretching vibration presence in the spectrum of acetohydrazide, and showed appearances of stretching bands of (NH) at(3359-3342) cm<sup>-1</sup>, (1737-1733)

cm<sup>-1</sup> due to (C=O) group of oxoimidazoline ring., and (3167) cm<sup>-1</sup> due to (OH) group in compound (5c)., The (C=O amide II) was overlap with absorption band of (C=O carboxylic acid) group, (figs. 5,6, and 7) [33].

The proposed mechanism of this reaction described in scheme below:

The <sup>1</sup>HNMR spectrum of compound (5a), (fig.8) shows the following characteristic chemical shifts: Protons of ( CH<sub>3</sub> ) group at ( 2.957 ) ppm , proton of amine group (NH ) at ( 3.180) ppm , protons of methine groups (CH) at ( 3.350, and 5.440) ppm respectively, protons of methylene group (CH<sub>2</sub>) at ( 4.086) ppm , protons of pyridazine ring at ( 6.735) ppm , proton of secondary amide at ( 11.365) ppm , and protons of aromatic rings appeared at the range ( 7.489-8.042) ppm.

UV-Vis. spectra of compounds (5a, 5b, and 5c) showed intense maxima at (243 nm - 386 nm) referring to \* and n \* electronic transition respectively (table 3).

### Biological screening: Antibacterial activity test

In this work, the antibacterial test was performed according to the disc diffusion method. Compounds (5a,5b, and 5c) were assayed for their antimicrobial activity *in vitro* against two strains of Gram negative (G-) and positive (G+) bacteria (*Escherichia Coli* , and *Staphococcus aureus*). Prepared agar and Petri dishes were sterilized by autoclaving for 15min. at 121 °C. The agar plates were surface inoculated uniformly from the broth culture of the tested microorganisms. In the solidified medium suitably spaced apart holes were made all 6mm in diameter. These holes were filled with 0.1 mL of the prepared compounds (10mg of the compound dissolved in 1ml of DMSO solvent); DMSO was used as a solvent. These plates were incubated at 37 °C for 24hr for bacteria. The inhibition zones caused by the various compounds were examined. The results of the preliminary screening tests are : For *St. (G<sup>+</sup>)*, compound (5c) showed slightly activity, while compounds ( 5a,5b ) showed no activity on this bacteria.,Compounds (5a,5b, and 5c) showed slightly activity ; For *E.coli (G<sup>-</sup>)*, (table-4).

### References

1. Alaa, J. M.; Saadon, A.A.; and Sabah, N.K. (2012) "Synthesis and Spectroscopic Studies of Some New Oxazepine Derivatives Throughout [2+5] Cycloaddition Reactions (IV)"., *J. Babylon University for Pure and Applied Sciences*, 22(1):377-392.
2. Al-Harbi, N. O.; Bahashwan, S. A.; and Shadid, K. A.(2010) "Anti-Inflammatory, Analgesic and Antiparkinsonism Activities of Some Novel Pyridazine Derivatives"., *J. Am. Sci.*, 6(7): 353-357.
3. Ameya, A. Ch.; and Nandini, R. Pai. (2007) "Synthesis and Biological Activity of N- Substituted-3-chloro-2-azetidiones"., *Molecules*, 12(11): 2467-2477.
4. Asif, H.; Rubina, B.; Deepak, K.; and Dong-Soo, S.(2013) "Synthesis and Biological Evaluation of Novel Substituted- Imidazolidine Derivatives"., *J. Korean Chem. Soc.*, 57(2): 227-233.

5. Asif, M.(2012) "Some Recent Approaches of Biologically Active Substituted Pyridazine and Phthalazine Drugs"., *Curr. Med. Chem.*, 19: 2984–2991.
6. Asif, M.; Singh, A.; and Siddiqui, A.A.(2012) "The Effect of Pyridazine Compounds on The Cardiovascular System". *Med. Chem. Res.*, 21: 3336-3346.
7. Caterina, M. C.; Perillo, I. A.; Boiani, L.; Pezaroglo, H.; Cerecetto, H.; Gonzalez, M.; and Salerno, A.(2008) "Imidazolidines as New Anti-Trypanosoma cruzi Agents: Biological Evaluation and Structure-Activity Relationships"., *Bioorg. Med. Chem.*, 16: 2226.
8. Deepti, K.S.; Riaz, H.; Sagar, V.; Manish, SH.; Arma., and Ashutosh, K. S.(2009) "Synthesis and Antibacterial Activity of Quinazolinone Derivatives"., *International J. of pharmacy and pharmaceutical sciences.*, 1(1): 56-59.
9. El-Ansary, A. K.; Kamal, A. M.; and Al-Ghorafi, M. A. (2013)"Design and Synthesis of Some Thieno [2,3-c]pyridazine Derivatives of Expected An-ticancer Activity". *Med.Chem. Res.*, 22: 2589-2601.
10. Ghammamy, S.; Shakeri, R.; Shaabani, B.; Mehrani, K.; and Rajaei, S.(2011) "Synthesis and Characterization of Three New Benzylidene Acetohydrazide Copper (II) Complexes"., *African J. of Pure and App. Chem.*,5(6):145-148.
11. Hamdi, J.; (1999) Ph.D. Thesis, Al-Mustansiria University .
12. Hatem, A. A.; Tilal, E.; Mohamed, I. A.; and Amer, M.A.(2013) " The Reaction of Ethyl 2-oxo-2H-chromene-3- carboxylate with Hydrazine Hydrate"., *Molecules.*,18: 2084-2095.
13. Hilal, M. A.; Ibtisam, K. J.; and Malak, N. S. (2012) "Synthesis and Characterization New Heterocyclic Compounds With Studying Its Biological Activity"., *Kerbala J.Pharm. Sci.*, (4):119-135.
14. Ismail M.M. Othman; Hamdi M.Nasr; and Mohamed I. Hassn (2014) "Synthesis of Some Novel Pyridazine, Thienopyridazine, Pyridopyrazolopyrimidine, and Pyrido- pyrazolotriazine Derivatives With Their Antimicrobial Activity"., *Canadian Chemical Transaction*, 2(4):504-517.
15. Jose, A. S. L.; Jose, M. B. F.; Bruno, F. L.; Isac A. M.; Liana, C. S. L. M.; Alexandro, F. S.; Cleudaldo, S. O.; and Petronio, F. A. F.(2010) "Biological and Immunological Activity of New Imidazolidines Against Adult Worms of *Schistosoma mansoni*"., *Molecules*, 15:128.
16. Khan, M. S. Y.; and Chawla, G. (2002) "Tetrahydroimidazoles -A Promising Group of Expected NSAIDS-Their Synthesis and Antiinflammatory Activity"., *Ind. J. Chem.*, 41B: 653-663.
17. Khan, M. S. Y.; and Chawla, G. (2012) "Microbiological Evaluation of 4-Substituted-Imidazolidine Derivatives"., *Ind. J. Pharm. Sci.*, 74(1):80-83.
18. Khan, M. S. Y.; Husain, A.; and Sharma, S.(2012) "Insilico Designing and Synthesis of Imidazolidine Derivatives as Antimicrobial Agent"., *Indian J. Pharm. Sci.*, 74: 80.

19. Khan, M. S. Y.; Husain, A.; Sharma, S.; and Rashid, M. (2012) "Microbiological Evaluation of 4-Substituted-Imidazolidine Derivatives", *Indian J. Pharm. Sci.* 2012, 74(1): 80-83.
20. Kiranmai, B.;(2011) "Synthesis and Structure of a Substituted Pyridazine", M.Sc. thesis., Department of Chemistry Western Kentucky University.
21. Kricka, L. (1996) "Strategies For Immunoassay", *Pure Appl. Chem.*, 68(10) :1825-1830.,
22. Marki, F.; Buch, O.; Delini-Stula, A.; Kraetz, J.; Petermann, H.; Radeka, E.; Schweizer, A.; Thomann, P.; and Truog, A. A.(1984) "Synthesis and Biological Evaluation of Substituted-Imidazolidine Derivatives", *J.Org. Chem.*, 34: 247.
23. Matsuura, I.; Yoneda, F.; and Nitta, Y. (1966) "Pyridazines. XI. Pyrido [2, 3-d] pyridazines. II", *Chem. Pharm. Bull.*, 14:1010-1016.
24. Neha, K.; Anupam, B.; Shweta, V.; and Basant, Sh. (2013) "Design, Synthesis of Guanidine Derivatives and Their Anti- Hyperglycemic Evaluation", *Der Pharma Chemica*, 5(2):59-66.
25. Neves, J. K.; Botelho, S. P.; Melo, C. M.; Pereira, V. R.; Lima, M. C.; and Pitta, I. R. (2010) "Parasitology Researches", 1<sup>st</sup>. Ed., Jhon Weily, 107: 531.
26. Oka, Y.; Omura, K.; Miyake, A.; Itoh, K.; Tomimoto, M.; Tada, N.; and Yurugi, S. (1975) "Studies on the Syntheses of N-Heterocyclic Compounds. XXV. Syntheses of Pyrido [3,4-d]pyridazine Derivatives", *Chem. Pharm. Bull.*, 23: 2239-2250.
27. Patel, M. V.; Bell, R.; Majest, S.; Henry, R.; and Kolasa, T. (2004) "Synthesis of 4, 5- diaryl-1H-pyrazole-3-ol Derivatives as Potential COX-2 Inhibitors", *J. Org. Chem.*, 69(21): 7058-7065.
28. Patel, M. V.; Bell, R.; Majest, S.; Henry, R.; and Kolasa, T. (2004) "Synthesis of 4,5- Diaryl-1H-pyrazole-3-ol Derivatives as Potential COX-2 Inhibitors", *J. Org. Chem.* 2004, 69(21): 7058-7065.
29. Rafat, M. M.; Daisy, H.F.; and Ola, K. S.(2011) "Novel Synthesis of Hydrazone- Hydrazone Derivatives and Their Utilization in the Synthesis of Coumarin, Pyridine, Thiazole and Thiophene Derivatives with Antitumor Activity", *Molecules.*,16:16-27.
30. Ralph, L.Sh.; Christine, K.; Hermann, F.; Terence, C.; and Morrill, L. (2004) "The Systematic Identification of Organic Compounds"., 8<sup>th</sup> Ed., New York.
31. Ralph, P. R.; Ellen, R.L.; Peter, G.M.;and Sue, A.Y.(2001) "Design and Synthesis of 2-Oxoimidazolidine-4-Carboxylic Acid Hydroxyamides as Potent Matrix Metalloproteinase -13 Inhibitors", *Bioorganic & Medicinal Chemistry Letters*, 11:1211-1213., Saczewski, J.;Hudson,A.L.; and Rybczynska, A. (2009)"Acta Poloniae Pharmaceutia-Drug Research, 66: 671-677
32. Rathish, I. G.; Kalim, J.; Shamim, A.; Sameena, B.; Alam, M. S.; Akhter, M.; Pillai, K. K.; Ovais, S.; and Samim, M.(2012) "Synthesis and Evaluation of Anticancer Activity of Some Novel 6-aryl-2-(p-sulfamylphenyl)- pyridazin-3(2H)-ones". *Eur. J. Med. Chem.*, 49: 304-309.
33. Raymond N. Castle, (2007)"Pyridazines, The Chemistry of Heterocyclic Compounds, vol. 28, Brigham Young University: 2-13, 676-678.
34. Rossi, M. H.; and Zelnik, R. (2000) "Immunological Studies and *In vitro*schistosomicide Action of New Imidazolidine Derivatives", *Arq. Inst. Biol.*, 1: 67.
35. Salawu, O. W.; and Abdulsalam, A. O.(2011) "Synthesis, Characterization and Biological Activities of Cd(II) Complexes With Hydrazone Ligands", *Der Pharma Chemica.*, 3(4): 298-304.
36. Salim, A.Th. (2008) Ph.D. Thesis, College of Science, Al-Nahrain University.
37. Sharma, V.; and Khan, M. S. Y. (2001) "Synthesis of Novel Tetrahydroimidazole Derivatives and Studies for Their Biological Properties", *Eur. J. Med. Chem.*, 36: 651.
38. Sharma, V.; and Khan, M. S. Y. (2001) "Synthesis of Novel Tetrahydroimidazole Derivatives and Studies for Their Biological Properties", *Eur. J. Med. Chem.* 2001, 36(7-8): 651-658.
39. Siddiqui, A. A.; Mishra, R.; Husain, A.; Rashid, M.;Pal, P.(2011) "Triazole Incorporated Pyridazinones as A New Class of Antihypertensive Agents:Design, Synthesis and Reaction in Vivo Screening", *Bio-org. Med. Chem. Lett.*, 21: 1023-1026.
40. Singh, S.; Kumar, V.; Sharma, S.K.; and Kumar, A. (2010) "Synthesis of Some New 1,3-Thiazolyldiphenyl Amine Derivative and Evaluation of Their Antibacterial Effects", *Oriental J. Chem.*, 26(1): 93-101.
41. Wright, M. E.; and Sigman, M. S.(1992) "Organometallic Nonlinear Optical Polymers", *Macromolecules.*, 25: 6050-6054.
42. Yassin F. A.(2009)"Synthesis and Antimicrobial Activity of Some New Triazino-,Triazolo- and Pyrazolopyridazine Derivatives". *Chem. Heterocycl. Comp.*, 45(8): 997- 1003.

\*\*\*\*\*